



S P I R I T U A L E M P H A S I S C A M P A I G N

Acts of the Apostles

LESSONS FOR
CLG & YLG GROUPS

WEEK 1 – LESSON 1
THE CALL TO ACTION
ADVICE FOR CLG/YLG
FACILITATOR

ADVICE FOR CLG/YLG FACILITATOR


This lesson outline enables the person leading the discussion in a Community Life Group (CLG facilitator) or Youth Life Group (YLG facilitator) to have a deeper understanding of the lesson content so that they can direct and guide the discussion effectively. Therefore, the CLG/YLG facilitator is advised to read and understand the lesson outline before leading the discussion session.

It is beneficial for the CLG/YLG Members go through a process of self discovery as they share experiences, thoughts and scripture in response to the questions set forth in this lesson. As such, the CLG/YLG Facilitator is encouraged to share the questions and memory verse first, then they can choose to share the lesson outline at the conclusion of the session.

LESSON OUTLINE

- In the beginning, God created man in his own image and likeness for man to have dominion, commune with and worship God
- The sin of Adam and Eve caused all people to be separated from God. Despite this, God set forth a plan to redeem mankind from the power of Sin and restore them to Himself
- The church is a creation of God and is designed by him to seek the lost people, buy them back from the Kingdom of darkness, translate them to the Kingdom of light and nurture them as they grow in the Faith
- Individuals are called to be part of and participate in the Body of Christ, this being the Church
- All believers of Christ are assigned the Great Commission that demands of them to be his Witness and make Disciples across the earth
- Respond to the Great Commission by reflecting how your lifestyle has been a witness of Christ and how you've taken opportunities to disciple others


MEMORY VERSE



S P I R I T U A L E M P H A S I S C A M P A I G N

Acts of the Apostles

*But you will receive power
when the Holy Spirit comes
on you; and you will be my
witnesses in Jerusalem, and in
all Judea and Samaria, and to
the ends of the earth.”*
Acts 1:8

 @karuracc

www.karuracc.or.ke

LESSON QUESTIONS

1. Share with other group members three important points that you remember from the Sermon?
2. In Creation, why did God design man in his own image and likeness? (*Scripture reference Psalms 8: 4-8, Genesis 3:8, Revelations 14: 7*)
3. Following the fall of Adam and Eve through sin, what is the role of the Church in God's plan to bring mankind back to Himself? (*Scripture reference Matthew 16: 18-19, Colossians 1: 24 – 25, Ephesians 3: 10*)
4. What are some of the expectations that God requests of individuals within the Church? (*Scripture reference Hebrews 10: 25, 1 Corinthians 12: 27, John 15: 5*)
5. The Great Commission assigns all believers to be his witnesses and to make disciples. What steps will you take this week to be a witness of Christ or to disciple one other person?



S P I R I T U A L E M P H A S I S C A M P A I G N

Acts of the Apostles

LESSONS FOR
CLG & YLG GROUPS

WEEK 2 – LESSON 2
HOLY SPIRIT
EMPOWERING
MISSION

ADVICE FOR CLG/YLG FACILITATOR

This lesson outline enables the person leading the discussion in a Community Life Group (CLG facilitator) or Youth Life Group (YLG facilitator) to have a deeper understanding of the lesson content so that they can direct and guide the discussion effectively. Therefore, the CLG/YLG facilitator is advised to read and understand the lesson outline before leading the discussion session.

It is beneficial for the CLG/YLG Members go through a process of self discovery as they share experiences, thoughts and scripture in response to the questions set forth in this lesson. As such, the CLG/YLG Facilitator is encouraged to share the questions and memory verse first, then they can choose to share the lesson outline at the conclusion of the session.

LESSON OUTLINE

- Before Jesus ascended to heaven, he instructed his disciples to wait in Jerusalem until they received a helper. The promised helper was received at Pentecost through the dramatic infilling of the Holy Spirit.
- God the Holy Spirit is the third person of the Trinity, fully God, equal to and has always existed with God the Father and God the Son. He is a personal being, not just a force.
- The Holy Spirit has several roles in a believer's life including but not limited to sanctification and transformation towards a becoming Christ-like, enable communication with God, provision of guidance and comfort amidst difficulties, empowerment for service and the guarantee of a reward in Heaven.
- The Holy Spirit is necessary for the Church to be united in community and for individuals to be empowered in fulfilling their divine mission in life
- The Holy Spirit enabled the early Church to draw closer, be united and share resources amongst themselves. He enabled Peter, John and Stephen to speak before the religious councils. He gave Phillip supernatural speed and enabled many miracles to occur.

- You can receive the Holy Spirit by first accepting Jesus Christ as your Lord and Saviour and then asking a Church leader to pray for you to receive the infilling of the Holy Spirit.

MEMORY VERSE

SPIRITUAL EMPHASIS CAMPAIGN

Acts
of the Apostles

Peter replied, “Repent and be baptized, every one of you, in the name of Jesus Christ for the forgiveness of your sins. And you will receive the gift of the Holy Spirit.
Acts 2:38

@karuracc www.karuracc.or.ke

LESSON QUESTIONS

1. Share with other group members three important points that you remember from the Sermon?
2. Explain your understanding of any five ways that the Holy Spirit affects a person’s life? (*Scripture reference Galatians 5: 16-17, 22, 1 Corinthians 2: 13, John 16: 8, Romans 8: 26, 1 Corinthians 12: 4-11, Ephesians 1: 13-14*)
3. What impact did the Holy Spirit have in the Ministry of Jesus Christ? (*Scripture reference Matthew 3: 16-17*)
4. In what ways is the Church that you attend similar to or different from the early Church? (*Scripture reference Acts 2: 1-4, 41-47*)
5. Share with your fellow group members a personal experience you have had with the Holy Spirit?



S P I R I T U A L E M P H A S I S C A M P A I G N

Acts

of the Apostles

LESSONS FOR
CLG & YLG GROUPS

WEEK 3 – LESSON 3
THE NATURE OF
THE CHURCH

ADVICE FOR CLG/YLG FACILITATOR

This lesson outline enables the person leading the discussion in a Community Life Group (CLG facilitator) or Youth Life Group (YLG facilitator) to have a deeper understanding of the lesson content so that they can direct and guide the discussion effectively. Therefore, the CLG/YLG facilitator is advised to read and understand the lesson outline before leading the discussion session.

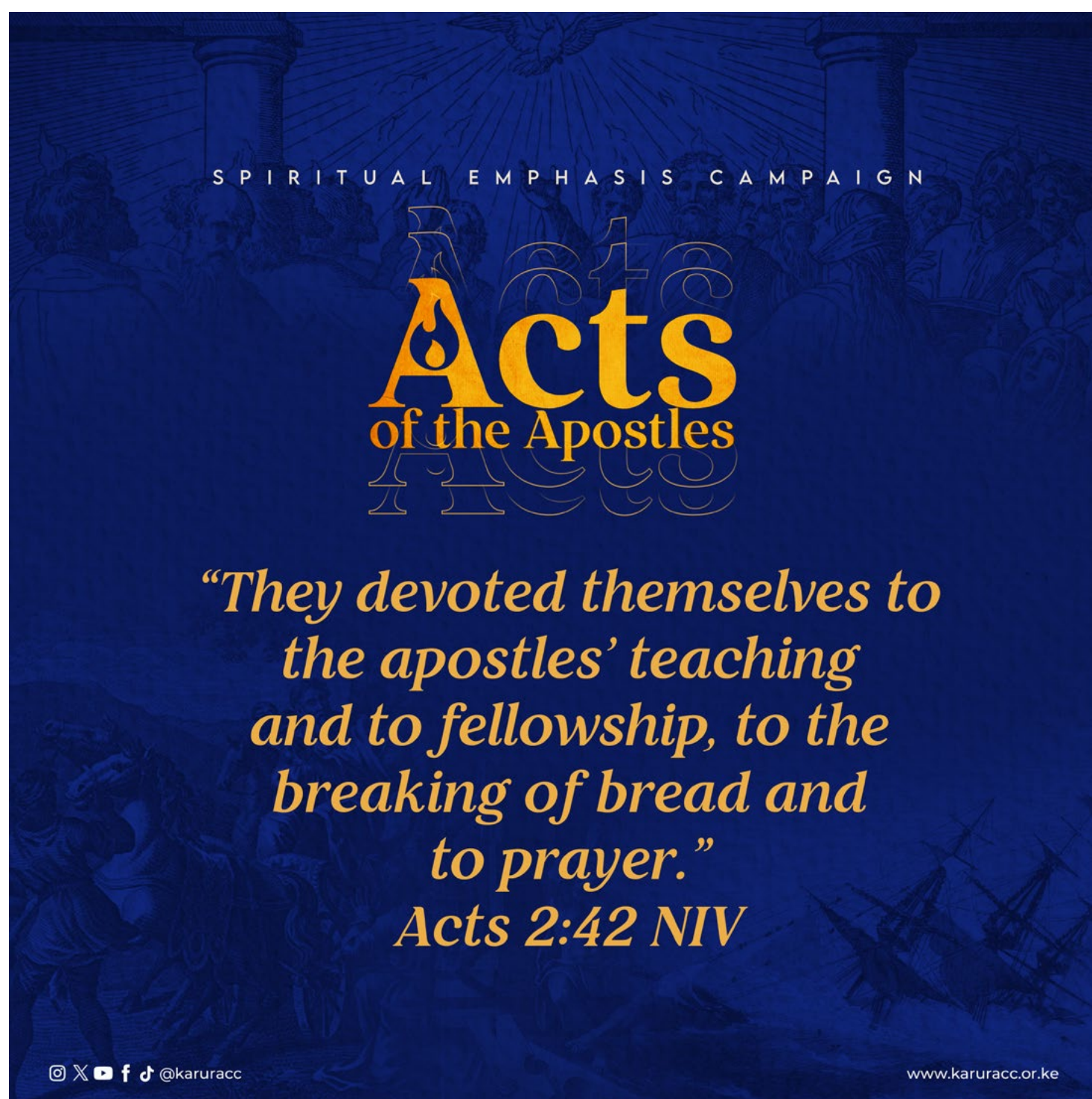
It is beneficial for the CLG/YLG Members go through a process of self discovery as they share experiences, thoughts and scripture in response to the questions set forth in this lesson. As such, the CLG/YLG Facilitator is encouraged to share the questions and memory verse first, then they can choose to share the lesson outline at the conclusion of the session.

LESSON OUTLINE

- God created people in his image to have dominion over the earth and to commune with fellow people and himself
- God revealed the Church as his vehicle to create community through unity in the Body of Christ
- The early Church exemplified the unity in community through devotion to teaching, meeting, sharing, generosity and many other good deeds.
- The early Church's commitment was centered on Love for God and one's neighbour
- At Karura Community Chapel, our core values are based on;
 - a. Love** – commitment to the Great Command to love God and to love our neighbours (Luke 10: 25-37)
 - b. Transformation** – commitment to Biblical transformation (Rom 12: 1-2 , Col 1: 28-29)
 - c. Leadership** – Commitment to empowering leadership (Eph 4: 11-12)
 - d. Relevance** – Commitment to Contextual Relevance (1 Cor 9: 19-23)
 - e. Church Planting** - commitment to church planting (Matt 28: 19-20)

- f. **Prayer** – we believe that successful ministry is dependent on God, and so foundation to the above is a commitment to prayer, the truth of God’s Word, and seeking God’s presence and enablement by the Holy Spirit (John 14 – 17, Rom 8: 5-17, Phil 2; 13)
- The Lord sets on his believers a duty to one another within the Body of Christ and empowers them through the Holy Spirit to do his work.

MEMORY VERSE



LESSON QUESTIONS

- Share three key lessons that you learnt from last Sunday’s sermon?
- Why is unity in the body of Christ so important in enabling the Church to fulfil its mission in the community? (Scripture reference Eph 4: 1-6, 11-13 , Acts 2: 42 – 47)
- How does love unite a community and enable its members to live in harmony with God and each other? (Scripture reference Matt 22: 34-40 , 1 Cor 13: 1-7, Col 3: 12 -15)
- Within Karura Community Chapel set of Core Values, share with the group which value is most meaningful to you? (Website URL - <https://www.karuracc.or.ke/about-us/>)
- Discuss with your group members what duty you have to each other as a Body of Christ and how the Holy Spirit is empowering you to fulfil that duty? (Scripture reference Eph 4: 17 – 32, Phil 2: 1-11, 1 Cor 12: 1-11, 27)



S P I R I T U A L E M P H A S I S C A M P A I G N

Acts of the Apostles

LESSONS FOR
CLG & YLG GROUPS

WEEK 4 – LESSON 4
FACING
PERSECUTION:
DON'T BE SUPRISED

ADVICE FOR CLG/YLG FACILITATOR

This lesson outline enables the person leading the discussion in a Community Life Group (CLG facilitator) or Youth Life Group (YLG facilitator) to have a deeper understanding of the lesson content so that they can direct and guide the discussion effectively. Therefore, the CLG/YLG facilitator is advised to read and understand the lesson outline before leading the discussion session.

It is beneficial for the CLG/YLG Members go through a process of self discovery as they share experiences, thoughts and scripture in response to the questions set forth in this lesson. As such, the CLG/YLG Facilitator is encouraged to share the questions and memory verse first, then they can choose to share the lesson outline at the conclusion of the session.

LESSON OUTLINE

- Many believers in the early Church suffered persecution for the sake of Jesus Christ
- Persecution for Jesus' sake is inevitable due to the evil in the world
- God provides patience, wisdom and joy to encourage a person undergoing persecution
- Perseverance amidst persecution helps a believer to grow into spiritual maturity
- God has a glorious reward for those who undergo persecution for his sake

MEMORY VERSE



LESSON QUESTIONS

- Share with other group members three important points that you remember from the Sermon?
- Share with other group members instances in the Book of Acts where believers suffered persecution for Christ's sake? (Scripture reference Acts 4: 21-22, Acts 5:40, Acts 7: 57-58, Acts 8:1, Acts 12:1-5, Acts 13:50-51, Acts 14: 5-6, 19-20, Acts 16: 19-24, Acts 17: 5-9, 13,15, Acts 18: 12-13, Acts 19: 28-31, Acts 20: 3, 7-12, Acts 21: 27-32, Acts 22: 24 – 29, Acts 23: 1-11, 19-35, Acts 24 – 28)
- Why is persecution for Christ's sake inevitable and how does God enable believers to endure such persecution? (Scripture reference Psa 10: 2-8, 1 Pet 5: 8-9, 1 John 5: 19, Jam 1: 2-4, 2 Cor 4:8)
- Does undergoing persecution because of your Christian faith have any benefit? (Scripture reference Rom 5: 3-5, Rom 12: 14, 2 Tim 3: 10-12, Matt 5: 10-12, 1 Cor 3: 13-15, Luke 6: 22-23)
- What will you do this week to encourage a fellow believer who is undergoing persecution?



S P I R I T U A L E M P H A S I S C A M P A I G N

Acts of the Apostles

LESSONS FOR
CLG & YLG GROUPS

WEEK 5 – LESSON 5
EMERGENCE OF
LEADERSHIP

ADVICE FOR CLG/YLG FACILITATOR

This lesson outline enables the person leading the discussion in a Community Life Group (CLG facilitator) or Youth Life Group (YLG facilitator) to have a deeper understanding of the lesson content so that they can direct and guide the discussion effectively. Therefore, the CLG/YLG facilitator is advised to read and understand the lesson outline before leading the discussion session.

It is beneficial for the CLG/YLG Members go through a process of self-discovery as they share experiences, thoughts and scripture in response to the questions set forth in this lesson. As such, the CLG/YLG Facilitator is encouraged to share the questions and memory verse first, then they can choose to share the lesson outline at the conclusion of the session.

LESSON OUTLINE

- We are called to lead, inspire and serve others, guided by God, while using our skills and talents.
- Effective Christian leadership requires reliance on the Holy Spirit, for Wisdom, Discernment, and Direction to lead others towards God's Will
- We ought to devote ourselves to extend grace to others, build consensus and problem solve constructively, in order to strengthen the Church
- Leaders must address conflict constructively, through active listening, honest dialogue and balanced judgements
- For successful implementation of decisions, leaders should communicate clearly the rationale behind the decision as well as each stakeholder's role and tasks
- Effective leaders delegate to skilled and able persons, empowering them to take ownership, to enable the leader to focus on core responsibilities
- Leaders should create clear succession plans, identify and mentor potential successors to ensure a seamless transfer of leadership

MEMORY VERSE

SPIRITUAL EMPHASIS CAMPAIGN

Acts
of the Apostles

*Day after day, in the temple courts
and from house to house, they never
stopped teaching and proclaiming
the good news that
Jesus is the Messiah.
Acts 5:42*

@ X YouTube Facebook TikTok @karuracc

www.karuracc.or.ke

LESSON QUESTIONS

- Share with other group members three important points that you remember from the Sermon?
- What are the key characteristics of a servant leader, based on what you see in the book of Acts? (Scripture Reference: Acts 6:1-7)
- What steps can I take to explore God's call of leadership in my life? (Scripture Reference: Acts 1:24-26)
- How did the early church handle disagreements, and how does this show servant leadership? (Scripture Reference: Acts 6:1-7)
- Whom else can I mentor to be a disciple of Christ?



S P I R I T U A L E M P H A S I S C A M P A I G N

Acts

of the Apostles

LESSONS FOR
CLG & YLG GROUPS

WEEK 6 – LESSON 6
THE WORD CENTERED
AROUND JESUS

ADVICE FOR CLG/YLG FACILITATOR

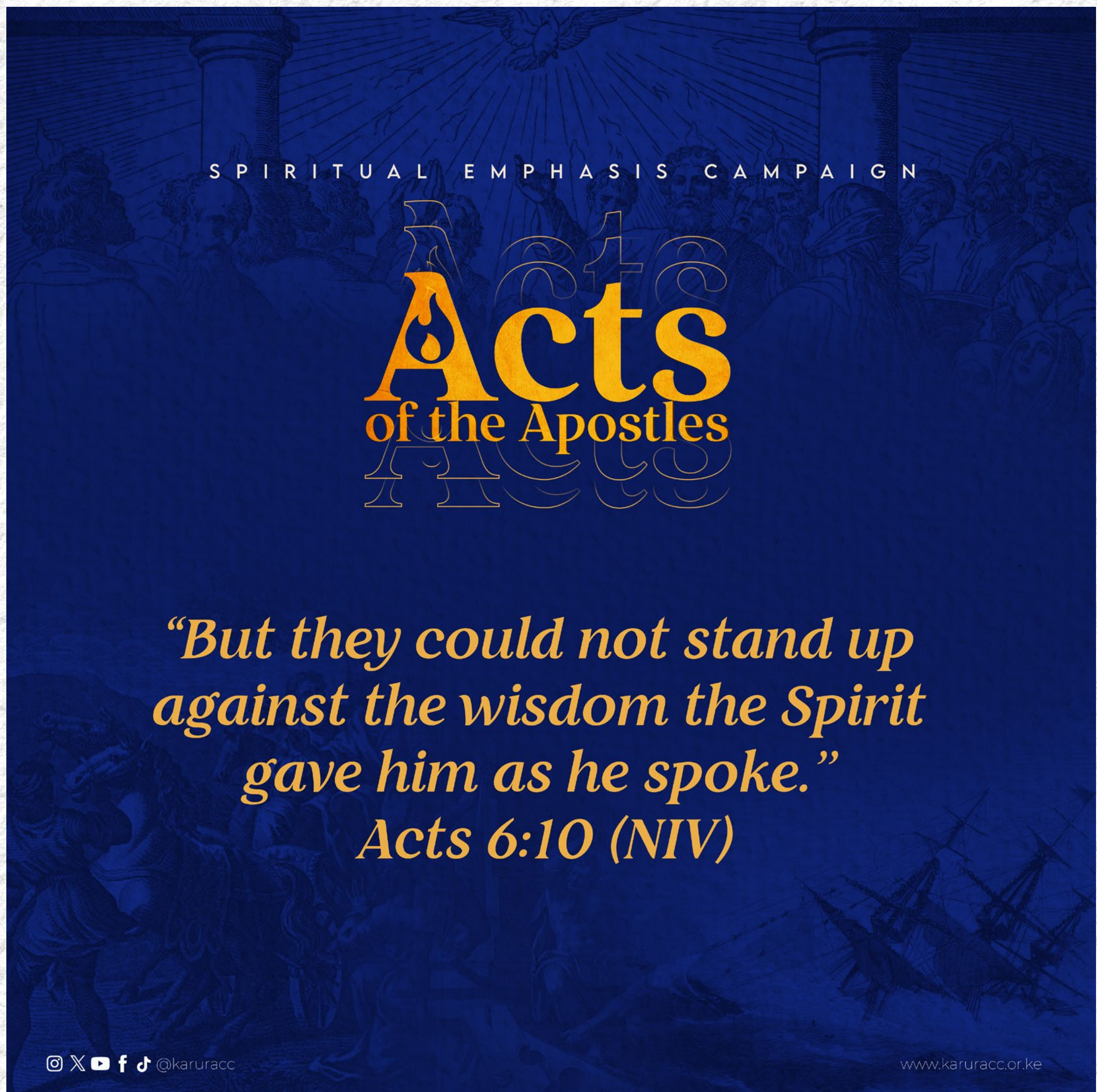
This lesson outline enables the person leading the discussion in a Community Life Group (CLG facilitator) or Youth Life Group (YLG facilitator) to have a deeper understanding of the lesson content so that they can direct and guide the discussion effectively. Therefore, the CLG/YLG facilitator is advised to read and understand the lesson outline before leading the discussion session.

It is beneficial for the CLG/YLG Members go through a process of self discovery as they share experiences, thoughts and scripture in response to the questions set forth in this lesson. As such, the CLG/YLG Facilitator is encouraged to share the questions and memory verse first, then they can choose to share the lesson outline at the conclusion of the session.

LESSON OUTLINE

- The Word was with God before time. It empowered creation and gives life to us today
- The Word proclaims Jesus' Life, Death, Resurrection, and Ascension
- Christ left us the Holy Spirit to be our helper to enable us witness, teach and defend the Faith
- All scripture is inspired by God. The Word is alive through the power of the Holy Spirit, Teaching, Guiding, revealing Spiritual Truths, and giving Prophecy
- We ought to study, meditate and hide the Word in our hearts, for revelation of God's Truths for effective Christian living
- The meditated Word transforms and renews the believer's heart and mind to become Christ-like producing a fruitful life
- We ought to invoke Jesus' name for healing, deliverance, and the forgiveness of sins

MEMORY VERSE



LESSON QUESTIONS

- Share with other group members three important points that you remember from the Sermon?
- How can we discern God’s specific guidance for our lives through His Word? (Acts 8:26-40, Acts 8:35, Acts 16:6-10 & Acts 17:11)
- Share with the group an area of your life that has been transformed by the Word of God? (Acts 2:37, Acts 2:41, Acts 6:7, Acts 9 & Acts 19:20)
- What steps will you take to invite the Holy Spirit as you study and meditate on Scripture? (Acts 1:8, Acts 2:4, Acts 2:38, Acts 4:31, Acts 8:14-17 & Acts 10:44-46)
- What are some common obstacles to applying God’s Word in our daily lives, and how can we overcome them? (Acts 4:1-3, Acts 6:1, Acts 15 & Acts 17:32)



S P I R I T U A L E M P H A S I S C A M P A I G N

Acts

of the Apostles

LESSONS FOR
CLG & YLG GROUPS

WEEK 7 – LESSON 7
CROSSING CULTURAL
BOUNDARIES

ADVICE FOR CLG/YLG FACILITATOR

This lesson outline enables the person leading the discussion in a Community Life Group (CLG facilitator) or Youth Life Group (YLG facilitator) to have a deeper understanding of the lesson content so that they can direct and guide the discussion effectively. Therefore, the CLG/YLG facilitator is advised to read and understand the lesson outline before leading the discussion session.

It is beneficial for the CLG/YLG Members go through a process of self discovery as they share experiences, thoughts and scripture in response to the questions set forth in this lesson. As such, the CLG/YLG Facilitator is encouraged to share the questions and memory verse first, then they can choose to share the lesson outline at the conclusion of the session.

LESSON OUTLINE

- God is the source of all cultures, languages, races and ethnicities
- Culture is the behaviours, beliefs and social environment characteristic to a particular group of people. Language as the communication of a body of words and the system guiding the use of those words forms a part of and often defines a culture
- The early church first expanded to the same culture (Judea & Samaria) then to different cultures (ends of the earth).
- God's desire since the fall of man is for all people to know and relate with Him and he commissions his disciples to reach out to all nations
- The Holy Spirit equips believers to not only to speak but to relate with people of different cultures
- When reaching out to an unfamiliar or foreign environment, first understand the existing culture and its people and interpret it in relation to your faith
- Search for an point of contact, opportunity and/or location where you are welcome and you can engage the local culture
- Let your life be a witness of God's faithfulness and if necessary, speak

MEMORY VERSE



LESSON QUESTIONS

- Share with other group members three important points that you remember from the Sermon?
- Discuss with other group members something particularly unique or striking that God created in the cultural setting you come from or native language that you speak?
- How does the Holy Spirit help people of different cultures and languages speak and relate to each other? (Scripture reference Acts 2: 7-12, Acts 10: 45-46, Zeph 3: 9, 1 Cor 14: 1 – 25)
- From Apostle Paul's missionary journeys to different cultures, what lessons can be learnt from where he choose to go, how he observed people's cultures, how he took opportunities to relate to them and how he lived his life among them? (Scripture reference Acts 17: 16 - 23, 32 – 34, Acts 18: 1-4, 2 Cor 11: 22 – 33, 2 Cor 12: 14 – 21)
- Share with your group members a person or group of people outside your social, work or cultural circles whom you will prayerfully consider to reach out to in the coming week?